



• 5 years Guarantee



• 100Lm/W



• IP65

- 1-10V dimmable
- Beam:60°/90°/120°
- Color:Black/White/Silver
- Power:100-230W
- Special heat sink
- PF up to 0.99
- Efficiency up to 93%

LED BAY LIGHT

NORMS



Lotus LED High Bay

NORMS



5 YEAR
GUARANTEE

ALL RIGHTS RESERVED
PATENTED
ALL RIGHTS RESERVED



HIGHBAY

Part Number	Power	Color	Lumens	Beam	Dimension(mm)
SL-BAY-100W-XW-AN	100W	3000K/4000K/5000K/6000K	10000	60°/90°/120°	Ø388*172
SL-BAY-120W-XW-AN	120W	3000K/4000K/5000K/6000K	12000	60°/90°/120°	Ø388*172
SL-BAY-160W-XW-AN	160W	3000K/4000K/5000K/6000K	16000	60°/90°/120°	Ø388*172
SL-BAY-200W-XW-AN	200W	3000K/4000K/5000K/6000K	20000	60°/90°/120°	Ø388*172
SL-BAY-230W-XW-AN	230W	3000K/4000K/5000K/6000K	23000	60°/90°/120°	Ø388*172

XW: WW 3000K/ NW 4000K/ DW 5000K/ PW 6000K

SHEENLY

Design

NICHIA

LED


MW

Driver

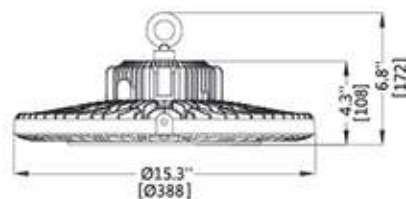


Optional Accessory






Dimension Inches [mm]



Illumination Diagram



Finishing



Design LED Driver
SHEENLY **NICHIA** **AMS**

Luminous Intensity Distribution Diagram

Installation



60° Aluminium Reflector 90° Micro Prismatic Diffuser 120° Normal

